




## Reset a Nortel Voice Mailbox Password – 2 Digit Extensions

1) Press the feature key  Then dial 983. The LCD screen will say “Log:”


2) Dial 120000 then press “OK” on the LCD screen. The screen will display the following:



3) Press the softkey for MBOX then press the CHNG key on the LCD screen. The screen will display the following:



4) Dial your mailbox number. It is the same as the phone extension number  
(*ex. 21 for front desk*)

5) The LCD screen will have the word PASSWORD on it. Press the softkey for RESET. You can then hang up or press the release key  to exit programming.

This resets your password to default (0000), so after you reset it you will enter 0000 the first time you access your mailbox and it will ask you to change it to your new password and then confirm the new password.